

# DATA BUS INTERFACE PULSE TRANSFORMER



- Meets MIL-STD-1553 applications
- Single ratio (see schematic), thru-hole package
- Level C - for high reliability commercial and industrial applications
- Also available in Level M and T (see website)
- Package A is 4-lead; package B is 6-lead (center tap)
- Applicable specifications:

MIL-STD-1553B  
MIL-STD-202  
ISO 9001:2008

## Summary Performance Specifications

Impedance	(see talbel below)
Droop	20%
Overshoot	±1V Max
Common Mode Reject (CME)	45dB
Frequency Range (no load)	75kHz to 1 MHz
Operating Temperature Range	-55°C to 130 °C
Weight	5grams
Insulation Resistance	10K MΩ@250Vdc
Dielectirc Withstanding Voltage	100Vrms

## ELECTRICAL SPECIFICATION @ 25°C

MPS PART NUMBER	MILITARY DESIGNATION NUMBER	URNS RATIOS ±3% Pri: Sec	DCR Ω Max	INPEDANCE Ω Min	DIMENSION
GC3005	M21038/27-05C	1 : 1.41	1-2 2.2 4-3 2.7	4-3 3K	A
GC3006	M21038/27-06C	1CT : 1CT	1-5 2.5 6-2 2.8	6-2 3k	B
GC3007	M21038/27-07C	1CT : 1.41CT	1-5 2.2 6-2 2.7	6-2 3k	B
GC3008	M21038/27-08C	1CT : 1.661CT	1-5 1.5 6-2 2.4	6-2 3k	B
GC3009	M21038/27-09C	1CT : 2CT	1-5 1.3 6-2 2.6	6-2 3k	B
GC3028	M21038/27-28C	1CT : 1.5CT	1-3 0.9 6-2 2.5	6-2 3k	B
GC3029	M21038/27-29C	1CT : 1.79CT	1-5 0.9 6-2 2.5	6-2 3k	B
GC3030	M21038/27-30C	1CT : 2.5CT	1-5 1.0 6-2 2.8	6-2 3k	B

Product performance is limited to specified parameter. Data is subject to change without prior notice.

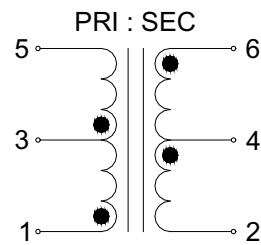
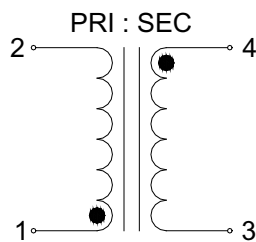
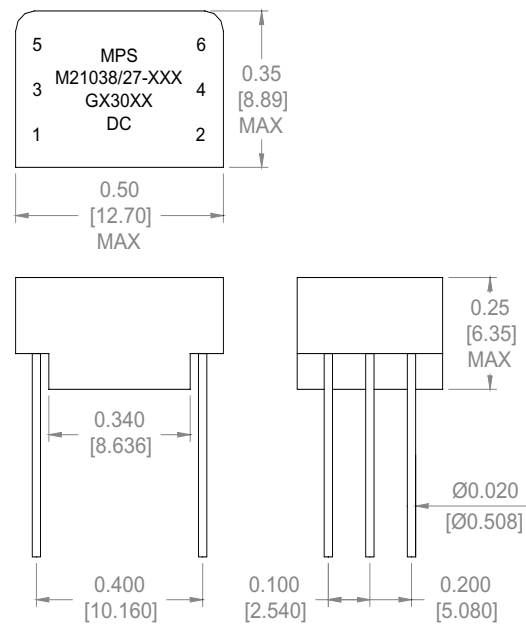
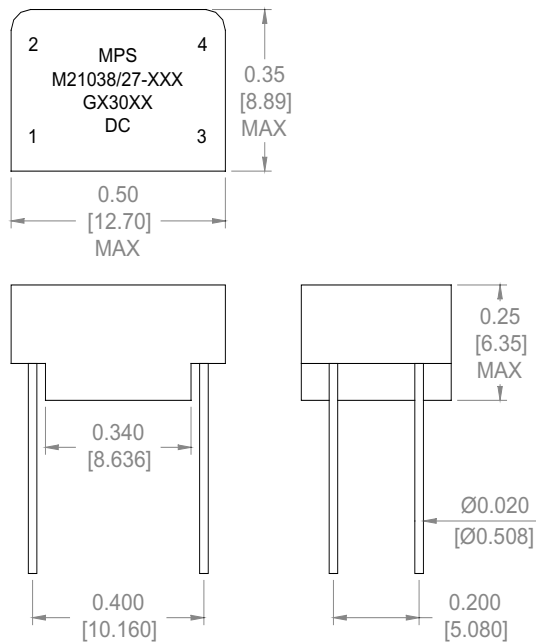
GC300X  
0903AL

# DATA BUS INTERFACE PULSE TRANSFORMER



## DIMENSION A

## DIMENSION B



### Dimensions

Unless otherwise specified, all tolerances are:

inch: .XX : ± 0.010 .XXX : ±0.003

mm: X,X : ± 0,254 X,XX : ±0,076

Product performance is limited to specified parameter. Data is subject to change without prior notice.

GX300X  
0903 AL