


# PLANAR TRANSFORMERS HIGH FREQUENCY 140 WATT



## PP25F SERIES



- Power Rating Up to 140 Watts
- High Efficiency
- High Power Density of 600 Watts Per Cubic Inch
- Footprint 23.5 mm X 20.10 mm
- Lower Profile of 9.12 mm
- High Isolation (operational) 1500 Vdc
- High Frequency 200 KHz – 700 kHz
- Operating Temperature -40°C to +125°C
- Custom Design Available

## ELECTRICAL PARAMETERS @25°C

Part Number PP25F-	Primary Inductance ( $\mu$ H MIN)	Leakage Inductance ( $\mu$ H MAX)	DC Resistance (m $\Omega$ MAX)			Turns Ratio		Isolation (V <sub>DC</sub> )	Figure
			Primary		Secondary	Primary	Secondary		
			A	Aux					
0802	151.0	0.43	18.0	18.0	0.9 & 0.9	4T/4T	1T & 1T	1500	A
0902	191.0	0.43	18.0	20.0	0.9 & 0.9	4T/5T	1T & 1T	1500	A
1002	236.0	0.45	20.0	20.0	0.9 & 0.9	5T/5T	1T & 1T	1500	A
1102	286.0	0.55	20.0	26.0	0.9 & 0.9	5T/6T	1T & 1T	1500	A
1202	340.0	0.60	26.0	26.0	0.9 & 0.9	6T/6T	1T & 1T	1500	A
0803	151.0	0.43	18.0	18.0	1.8 & 1.8	4T/4T	2T & 1T	1500	B
0903	191.0	0.43	18.0	20.0	1.8 & 1.8	4T/5T	2T & 1T	1500	B
1003	236.0	0.45	20.0	20.0	1.8 & 1.8	5T/5T	2T & 1T	1500	B
1103	286.0	0.55	20.0	26.0	1.8 & 1.8	5T/6T	2T & 1T	1500	B
1203	340.0	0.60	26.0	26.0	1.8 & 1.8	6T/6T	2T & 1T	1500	B
0804	151.0	0.43	18.0	18.0	8.00	4T/4T	4T	1500	C
0904	191.0	0.43	18.0	20.0	8.00	4T/5T	4T	1500	C
1004	236.0	0.45	20.0	20.0	8.00	5T/5T	4T	1500	C
1104	286.0	0.55	20.0	26.0	8.00	5T/6T	4T	1500	C
1204	340.0	0.60	26.0	26.0	8.00	6T/6T	4T	1500	C

### NOTES:

1. The  $I_{rated}$  is either 85% of the  $I_{saturation}$  or the  $I_{heating}$  depending which is lower.
2. The  $I_{saturation}$  is the current which causes the inductance to drop by 15% of its nominal value.
3. The  $I_{heating}$  is the current which causes the temperature of the part to increase by approximately 45°C.

Product performance is limited to specified parameters. Data is subject to change without prior notice.

Tel: 310-325-1043  
Fax: 310-325-1044

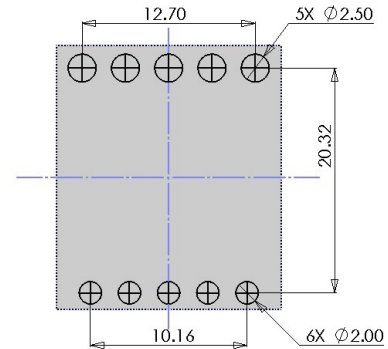
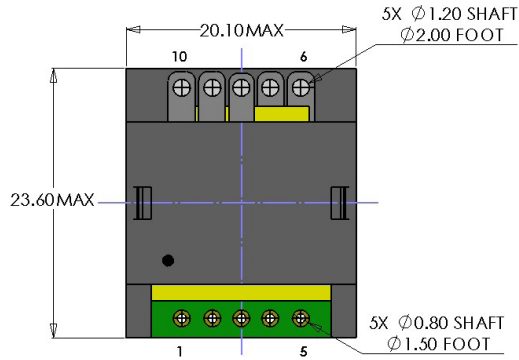
www.mpsind.com  
sales@mpsind.com

# PLANAR TRANSFORMERS HIGH FREQUENCY 140 WATT

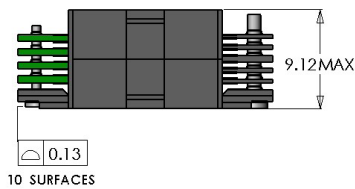


## PP25F SERIES

### DIMENSIONS (mm)



SUGGESTED PAD LAYOUT



### SCHEMATICS

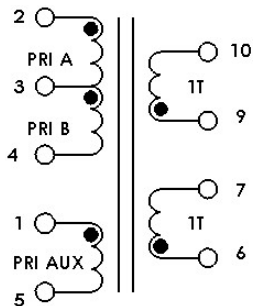


Figure A

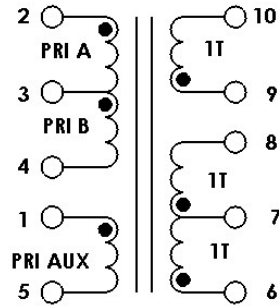


Figure B

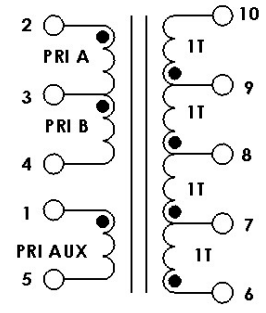


Figure C

Product performance is limited to specified parameters. Data is subject to change without prior notice.

**Dimensions**  
Unless otherwise specified, all tolerances are:  
inch: .XX : ±0.015 .XXX : ±0.004  
mm: X.X : ±0.38 X,XX : ±0.10

Tel: 310-325-1043  
Fax: 310-325-1044

www.mpsind.com  
sales@mpsind.com