


SHIELDED SMD POWER INDUCTOR



P175D28 SERIES



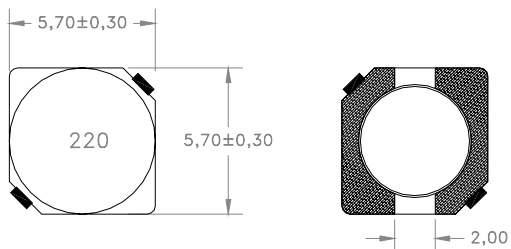
- RoHS Compliant Product
- Operating Temperature: -40°C to +85°C
- Inductance measured : < 100μH : 10KHz, 0.25V_{RMS}
≥ 100μH : 1KHz, 0.25V_{RMS}
- Inductance Tolerance: K=±10%, L=15±%, M=±20%
Add suffix letter for tolerance after the part number
- I_{RATED}: Max 10% inductance drop and ΔT=40°C Temp Rise

ELECTRICAL SPECIFICATION @ 25°C

Part number	L ±20% (μH)	DCR Max (mΩ)	RATED I _{DC} (A)
P175D28-			
2R6	2.6	18	2.60
3R0	3.0	24	2.40
4R2	4.2	31	2.20
5R3	5.3	38	1.90
6R2	6.2	45	1.80
8R2	8.2	53	1.60
100	10	65	1.30
120	12	76	1.20
150	15	103	1.10
180	18	110	1.00
220	22	122	0.90
270	27	175	0.85
330	33	189	0.75
390	39	212	0.70
470	47	250	0.62
560	56	305	0.58
680	68	355	0.52
820	82	463	0.46
101	100	520	0.42

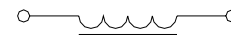
Mechanical

Schematic



Dimensions

Unless otherwise specified, all tolerances are:
mm: X,X : ± 0,38 X,XX : ±0,25



Product performance is limited to specified parameter. Data is subject to change without prior notice.

P175D28-XX
0602JW

2463 208th, Ste. 205
Torrance, CA 90501

Phone: (310)533-1455
Fax: (310)533-1853

<http://www.mpsind.com>
Email: sales@mpsind.com